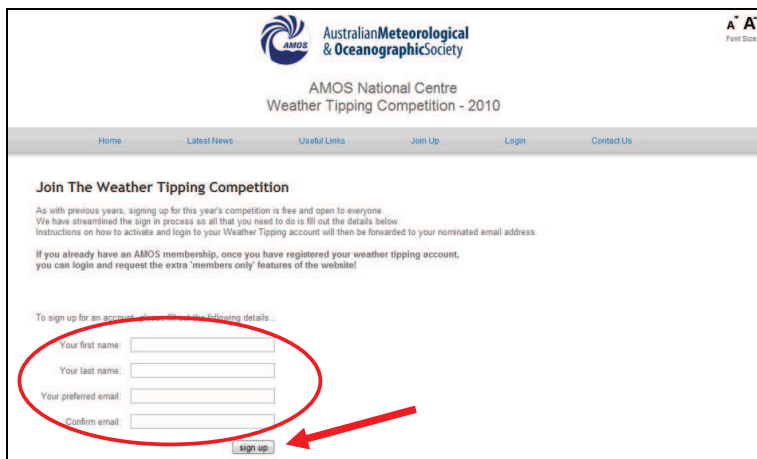


## How to Register and Subscribe to the current Weather Tipping season

1. Go to the new Weather Tipping website <http://tipping.amos.org.au/> and click "Join Up"



2. Enter your First Name, Last Name and your email address. This address is where all correspondence will be sent. Once entered now hit "sign up"



AMOS National Centre  
Weather Tipping Competition - 2010

Home Latest News Useful Links Join Up Login Contact Us

**Join The Weather Tipping Competition**

As with previous years, signing up for this year's competition is free and open to everyone. We have streamlined the sign in process so all that you need to do is fill out the details below. Instructions on how to activate and login to your Weather Tipping account will then be forwarded to your nominated email address.

If you already have an AMOS membership, once you have registered your weather tipping account, you can login and request the extra 'members only' features of the website!

To sign up for an account, please fill in the following details:

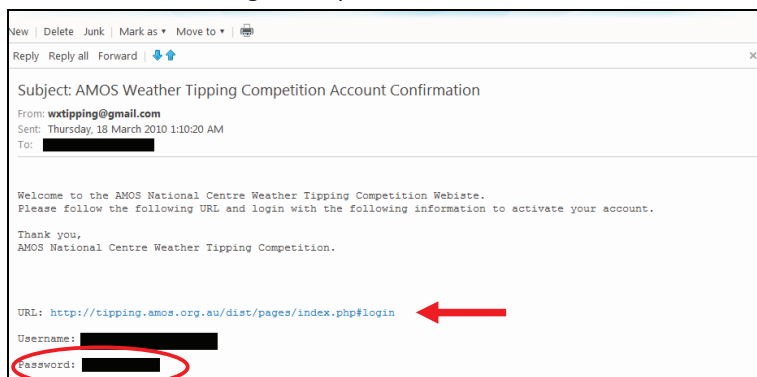
Your first name:

Your last name:


Your preferred email:

Confirm email:


3. A confirmation email (like that shown below) will now be sent to the email address you entered above. Your username is your email address. A temporary login password is also in this email. Now click on the login URL provided.



4. Now *login* to the weather tipping page with your email address and temporary password



5. Account login is now successful. Notice the menu on the right hand side. To start forecasting for the current season you need to click on the "Manage Account" link under "User Menu"




6. Under the Manage Account console, you can change your user details (upload a profile picture and change your password), and request the AMOS extras be enabled (see step 10).


7. To start forecasting for the current season, click on "Subscribe to the current season"



8. Now click “*subscribe*”. You are now ready to submit your weekend forecasts which can be done by clicking on “*Make a forecast*” under the “*Weather Tipping*” console (right hand side).



9. The season Fixture, Results, Ladder and Finals pages can also be found under the “*Weather Tipping*” console
10. Activating the **AMOS Extras** for this site can be done through the “*Manage Account*” console. If you have an AMOS membership click (1) or if you want an AMOS membership click (2). To visually see your performance (once your AMOS membership has been verified by the administration team), simply click (3).



Happy Forecasting!

Luke Garde and Vaughan Barras  
AMOS Weather Tipping Team